


# ACM-IP2 Analogue subsystems module

RMLT.465275.006

Adapter module  
ADSL-IP2



Analogue subsystems  
module ACM-IP2



Analogue subsystems module ACM-IP2 is designated to be used at industrial and transportation sites in Armtel distributed and centralized Intercom and PA/GA communication systems. ACM-IP2 allows to connect to a system various analogue equipment, amplifiers, analogue low-frequency lines and discrete control lines, signaling devices. ACM-IP2 provides interaction with automation and alarm devices. ACM-IP2 module has 1 A/F channel for connecting analogue devices and 8 I/O digital bi-directional control lines.



Up to 6,8 kHz bandwidth



Wi-Fi connection



Connection to analog  
communication  
systems

## Key features:

- Connection of amplifiers in ARMTEL PA/GA system. Switching of loudspeaker lines (up to 8 zones);
- Communication between analogue and digital subscriber devices via the protocols Armtel-IP and SIP;
- Bi-directional conversion of IP interface into analog one to provide communication with analogue subscribers;
- Communication with analogue units using ADSL channel or wireless data transfer WiFi channel;
- Recording of voice messages to SD card in WAV format with linear encoding 16 bit 16 kHz;
- Playback of pre-recorded voice messages;
- Total duration of messages is more than 1500 minutes;
- Remote administration using the WEB interface or IPN system administration software

ACM-IP2 has two hardware versions: RMLT.465275.006 – Analogue subsystems module ACM-IP2 and RMLT.465275.006-01 - Analogue subsystems module ACM-IP2 completed with adapter module ADSL-IP2.

## Technical specifications

### ACM-IP2

Rated power supply voltage	-48 V
Power supply by PoE plus (IEEE 802.3at)	-48 V
Operating voltage	from -36 V to -60 V
Maximum current consumption, - for version without ADSL-IP2 adapter - for version with ADSL-IP2 adapter	510 mA 610mA
Bandwidth of low-frequency signal (by level -3 db)	from 300 to 6800 Hz
Communication interface (two Ethernet ports, one being stand-by, also for power supply by PoE)	100BaseT Ethernet
Communication protocol	«SIP», «Armtel-IP»
Overall dimensions, max	175×125×54 mm
Maximum weight	0,3 kg
Number of analogue lines	1
Nominal input / output signal level	775 (0) mB (db)
Signal / noise ratio, min	75 db
Internal resistance of the line, max	1,0 kOhm
Electrical safety class	III
Air humidity	Up to 80 % at+25°C
Operating temperature	from -5°C to +55°C

### Parameters of integrated amplifier

Number of channels of the integrated amplifier (sound information is transmitted simultaneously through 2 channels)	2
Power rating of the integrated amplifier for one channel (with 8 Ohm load), min	1,0 W


### Parameters of control lines

Number of control lines (programmable)	8
Input current, max	5,0 mA
Output current, max	35 mA

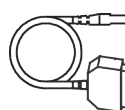
### ADSL-IP2 adapter

Communication interface	ADSL, ADSL2, ADSL2+
Communication protocol by ADSL line	IEEE802.3, IEEE802.3u, ITU G.992.1...992.5
Communication interface	WI-FI 2.4
Communication protocol by Wi-Fi	IEEE 802.11a/b/g/n
Communication interface with ACM-IP2	USB 2.0
Overall dimensions with raised antenna, max	183×85×78 mm
Weight, max	0,2 kg

## Delivery includes



Set of operational documents



Connecting cable LPT DBR 25-DBF25